

Lubbock Garden Planting Guide: MAY

Start Seeds Inside



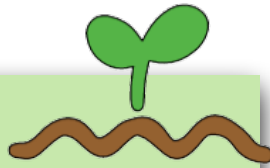
Herbs

- Cat Grass

Vegetables (For Fall Planting)

- Eggplant
- Tomato

Start Seeds Outside



Herbs

- Basil
- Borage
- Catnip
- Chamomile
- Chives
- Cilantro
- Cumin
- Dill

- Fennel

- Marjoram
- Mint
- Oregano
- Savory


Ornamental

- Sun Flowers
- Zinnias

Vegetables

- Beans
- Cowpeas
- Melon
- Okra
- Pumpkin
- Squash
- Sweet Potato
- Watermelon

Transplant Outside



Edibles

- Annual Herbs
- Eggplant
- Lavender
- Lemon Grass
- Parsley
- Peppers
- Rosemary
- Watermelon

Ornamental

- Begonias
- Caladiums
- Cannas
- Coleus
- Dahlias
- Daisies
- Dianthus
- Elephant Ears
- Geraniums

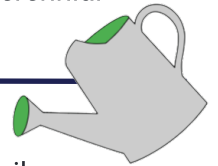
- Gladiolus
- Ice Plant
- Marigold
- Nasturtium
- Petunia
- Portulaca
- Rudbeckia
- Salvia
- Verbena
- Zinnias

Garden Maintenance



- Remove cold frames / frost covers
- Create structures or plant tall plants to provide afternoon shade for vegetables.
- Thin garden seedlings
- Mulch around new plants
- Transition beds from cool-season annuals/vegetables to warm-season annuals/vegetables.
- Cut back and/or divide perennial herbs.

WATER



- Water new transplants daily
- maintain moderate moisture for herbs and vegetables
- Water annual flowers as needed

CARE

- Fertilize warm-season vegetables (except beans) every two weeks
- Check frequently for insects and treat as needed
- Pull young weeds

Harvest & In-Season Vegetables

- Blackberries
- Broccoli
- Cabbage
- Carrots
- Kale
- Lettuce
- Peas
- Radish
- Spinach
- Strawberries
- Swiss Chard
- Turnips