

# Lubbock Garden Planting Guide: FEBRUARY

## Start Seeds Inside



### Herbs

- Basil
- Catnip
- Chives
- Cilantro
- Dill
- Lavender
- Lemon Balm
- Lemon Grass
- Majoram
- Mint
- Oregano
- Parsley
- Thyme

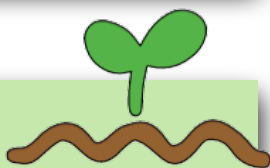
### Vegetables

- Broccoli
- Cabbage
- Cauliflower
- Collards
- Eggplant
- Kale
- Kohlrabi
- Lettuce
- Mustards
- Peppers
- Spinach
- Tomato
- Tomatillo

### Ornamental

- Alyssum
- Butterfly Bush
- Calendula
- Coleus
- Cosmos
- Dahlias
- Echinacea
- Hollyhocks
- Impatiens
- Lobelia
- Marigolds
- Nasturtium
- Pentas
- Petunias
- Phlox
- Poppy
- Rudbeckia
- Salvia
- Shasta Daisies
- Verbena
- Zinnias

## Start Seeds Outside




### Edibles

- Beets
- Cabbage
- Carrots
- Cauliflower
- Kale
- Kohlrabi
- Mustard
- Parsley
- Peas
- Radish
- Spinach
- Turnip

### Ornamental

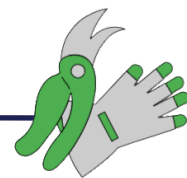
- Iris & Lily Bulbs
- Canna Bulbs

## Transplant Outside



- Asparagus
- Potatoes
- Fruit & Nut Trees
- Roses
- Shrubs
- Woody Vines & Ground Covers
- Cedar
- Pine

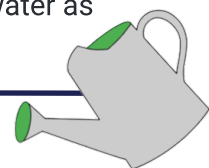
## Garden Maintenance



- Prune Fruit Trees
- Divide ornamental grasses
- Prune summer flowering shrubs
- Have cold frames or row covers handy to cover new seedlings and transplants
- Transplant seedlings to larger pots if needed

## WATER

- Water fall-seeded flowers and wild flowers in absence of rain
- Check seedlings daily
- maintain moderate moisture for herbs and cool-season vegetables
- Check annual flowers (pansies, violas, snap dragons, etc.) and water as needed



## CARE

- Fertilize winter annual flowers to keep them blooming
- Check cool-season crops for pests and treat as needed
- Pull young weeds

## Harvest & In-Season Vegetables

- Beets
- Broccoli
- Cabbage
- Carrots
- Celery
- Spinach
- Strawberries

