













**Waterwise Grasses**  
**Lubbock Master Gardeners**

Common Name	Picture	Height	Width / Spread	Light	Evergreen / Deciduous	Seasonal Interest	Color/ Feature	EarthKind™ II	Maintenance	Botanical Name & Comments
<a href="#">Blue Fescue</a>		6-10"	8"	Sun	D	Summer	Blue-green color		Prune in spring by removing any dead material. Cut off any dead flowers in summer.	<i>Festuca ovina var. glauca</i> Does better in cooler climates. Starburst shaped rounds.
<b>Blue Lyme</b>		24-30"	2'	Sun / part sun	D	Summer	Blue blades. Tall flower spikes in mid summer turning beige.		To keep foliage fresh and blue periodic cutting back during the season encourages new foliage and keeps the plant fresh looking with good blue color. Trim off dead stems in early spring.	<i>Lymus arenarius</i> Very beautiful bright blue blades that push upward and outward. Does well around shrubs and trees. 'Blue Dune' cultivar is very heat tolerant. Can be an invasive grass.
<a href="#">Feather Reed Grass</a>	 <small>Copyright © Cynthia McKenney</small>	3-5'	Spreads	Sun / part sun	SE	Spring / Summer	Beige flowers. Green blades in spring and summer, green-brown by late autumn, and mostly buff throughout the winter		Prune in late winter to remove dead foliage and fruity stalks.	<i>Calamagrostis acutiflora 'Stricta'</i> Leaves are rough to the touch. Use as a specimen or focal point in group plantings, raised planters, entranceways, or perennial borders.
<a href="#">Little Bluestem</a>	 <small>Copyright © Michael Arnold</small>	3-4'	1-1.5'	Sun / partial sun	D	Summer / Fall	White seed tufts. Blue green in summer. In autumn rich browns, often flushed orange, red or bronzy purple.		Remove old foliage prior to spring growth to keep plants neat.	<i>Schizachyrium scoparium</i> One of the most widespread and recognizable of our native U.S. wild grasses. Larval host plant for Skipper butterflies.
<a href="#">Maiden Grass</a>		5-7'	2-4'	Sun	D	Fall	White. Leaves turn brown in fall.		Do not cut back after freeze; wait until late February. Cut back to within 4" -6" of the ground.	<i>Miscanthus sinensis 'Gracillimus'</i> Large grasses with clumps of narrow foliage. Use as background, specimen, or hedge grasses. Native Texas grass. Birds like this grass.

**Waterwise Grasses**  
**Lubbock Master Gardeners**

Common Name	Picture	Height	Width / Spread	Light	Evergreen / Deciduous	Seasonal Interest	Color/ Feature	EarthKind™ II	Maintenance	Botanical Name & Comments
<a href="#">Mexican Feather Grass</a>		1-2'	1-2'	Sun / part shade	SE	Spring to Fall	Bright to soft green in summer. Tan in fall and winter.	10	Shearing plants back in late winter before new growth begins gives a tidier look.	<i>Stipa tenuissima</i> ( <i>Nassella tenuissima</i> ) Small clump-forming extremely fine textured grass with a tuft of soft wiry windswept leaves. Reseeds.
<a href="#">Muhly Grass</a>		2-6'	1-5'	Sun / part shade	SE	Late summer / fall	Highly variable in texture; some with late season flowers. White to purple flowers.		Prune in late winter or early spring, just prior to new shoot growth. Remove ragged, dead tips of leaves to neaten the appearance of the grass.	<i>Muhlenbergia</i> spp. A genus of over 125 varieties that form clump-like grasses. Most common varieties are <i>lindheimeri</i> - Big Muhly, <i>rigens</i> - Pink Muhly, <i>capillaris</i> - Gulf Muhly and <i>dumosa</i> - Bamboo Muhly. Heat and drought tolerant.
<a href="#">Northern Sea Oats</a>		2-3'	Spreads	Part sun to shade		Summer to late fall.	Drooping seed heads. Foliage turns bronze in fall.		Prune to a height of 3 to 4 inches in early spring before new growth begins. Remove seedheads in late summer.	<i>Chasmanthium latifolium</i> Also know as Inland Sea Oats. Attractive bamboo-like grass. Prefers moist areas.
<a href="#">Pampas Grass</a>		8-10' 5-7'(dwarf)	6-10' 5-6'(dwarf)	Sun / part sun	SE	Summer to early winter	The large clump of whip-like leaves provides movement in the landscape and the large white, silver-white, to light pink plumes.	10	Best to prune foliage to within a few inches of the soil in late winter;	<i>Cortaderia selloana</i> Pampas Grass is perhaps our toughest and most versatile large ornamental grass. A useful large seasonal screen, foundation plant for large buildings, or accent. Dwarf variety is "Pumila".
<a href="#">Purple Fountain Grass</a>		3-4'	3-4'	Sun	Annual	Summer / fall	Dark purple foliage			<i>Pennisetum setaceum</i> 'Rubrum' NOTE: This is an <b>annual</b> grass. Grow as hedge, specimen or back of border plant; rapid growth allows this annual to be useful in the landscape.

**Waterwise Grasses**  
**Lubbock Master Gardeners**

Common Name	Picture	Height	Width / Spread	Light	Evergreen / Deciduous	Seasonal Interest	Color/ Feature	<a href="#">EarthKind™ II</a>	Maintenance	Botanical Name & Comments
Sand Lovegrass		2-4'								<i>Eragrostis trichodes</i> Perennial, warm, native, poor grazing for wildlife, good grazing for livestock.
<a href="#">Switch Grass</a>	 <small>Copyright © Cynthia McKenney</small>	3-5'	4'	Sun / part shade	D	Summer / fall	Leaves are green to bluish green in summer, yellow-green as fall approaches and yellow-brown in winter. Beige flowers.		Rejuvenate by cutting the entire plant back to within about 3-4 inches of the ground in early spring	<i>Panicum virgatum</i> Native grass. Good for erosion control. Needs good drainage. Birds like it. Butterfly larval grass.
<a href="#">Zebra Grass</a>	 <small>Copyright © Cynthia McKenney</small>	4-7'	3-5'	Sun	SE	Fall to winter	2-3 ft long leaves, 1 inch wide with yellow horizontal strips. Flowers are feathery, showy, beige - pink.		Keep stalks for winter interest and trim down to within one foot of the ground in early spring.	<i>Miscanthus sinensis 'Zebrinus'</i> Vigorous grass with graceful, arching green leaves with distinctive yellow-gold bands. Useful as a screen. May be invasive.